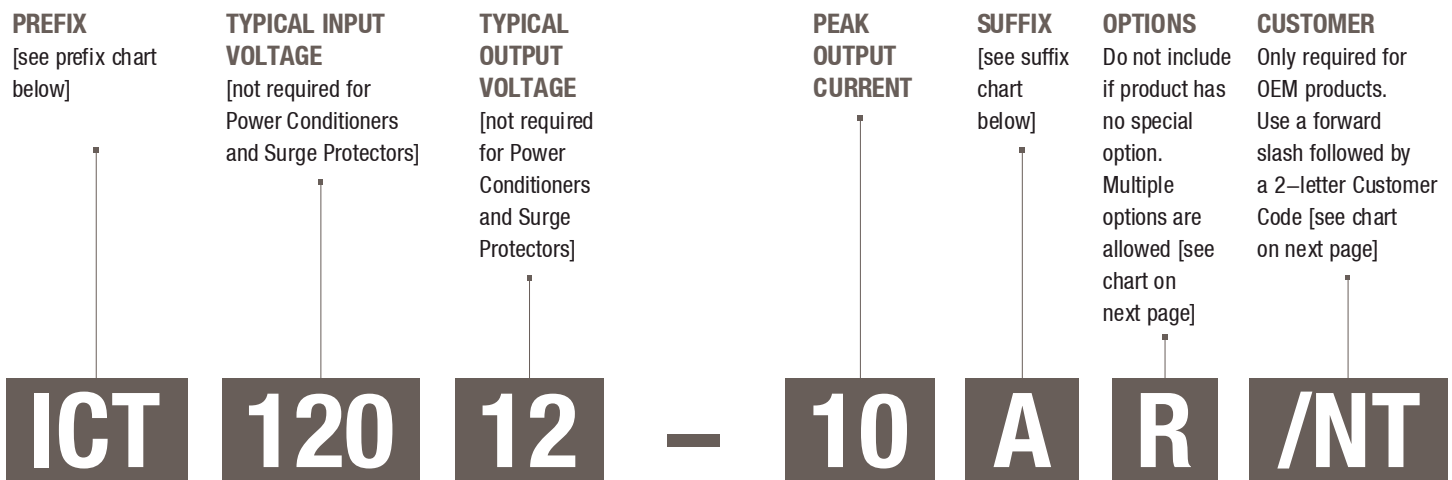




MODEL NUMBERS

ICT POWER PRODUCT MODEL NUMBERS*

[NOT INCLUDING COMPLETE STATIONS AND BASE STATION COVERS]



PREFIX CHART

PRODUCT TYPE	CODE
POWER CONDITIONER	PCM
SURGE PROTECTOR	SPM
OTHER	ICT

SUFFIX CHART

PRODUCT TYPE	CODE
POWER CONDITIONER	ADL
SURGE PROTECTOR	ADL
LINEAR POWER SUPPLY	L
N+1 POWER SYSTEM	N
OVER-VOLTAGE LIMITER	OVL
UNDER-VOLTAGE MONITOR	UVM
BACK-UP CHARGER	BC
HANGER CHARGER	JC
DEDICATED CHARGER	DC
STANDARD	A

*do not include any spaces between characters in the model number



MODEL NUMBER CHARTS

[POWER PRODUCTS]

CUSTOMER CHART / OPTION CHART

CUSTOMER CHART

CUSTOMER CODE	CODE
ABER HOT TUBS	AB
CORNING CABLE	CC
CIMS	CI
CLEARNET	CN
CHAMPION	CP
COM SYSTEMS	CO
COAST SPAS	CS
DANIELS ELECTRONICS	DE
DX RADIO	DX
EQUIPMENT SYSTEMS	ES
GPM INDUSTRIES	GP
GALLYAS	GS
GOLDENBERG COMMUNICATIONS	HC
INFOSTAT	IS
JIM DALE	JD
JLG	JL
JUMPKING	JK
LODGEVEW ENTERTAINMENT	LV
MOTOROLA	MT
NEXTEL	NT
PICKFORD	PF
PROLOGIC CONTROLS	PL
ROADTRAC	RT
RADIO WEST	RW
SOMFY	Somfy
TEDI	TEDI
TPL	TP
ADVANCED MARKETING	WA

OPTION CHART

SPECIAL OPTION	CODE
CONFORMAL COATING	C
SPA POWER SUPPLY	CS
POWerview LED DISPLAY	D
VOLTAGE-CONTROLLED OUTPUT	E
6.4" [AG] CASE SIZE	G
APPROVED FOR HAZARDOUS LOCATIONS	H
ISOLATED DC-DC PRODUCT	I
PATENTED VERSION	P
ADJUSTABLE OUTPUT	J
LCD METER	M
RACKMOUNT	R
SWITCHING POWER SUPPLY	S
WALLMOUNT BRACKETS	W
5.6" [AX] CASE SIZE	X

EXAMPLES

ICT2412-20A

24 VDC In, 12 VDC Out, 20 Amps Peak, No Special Options

ICT12024-5ARM

120 VAC In, 24 VDC Out, 5 Amps Peak, Rackmount Panel, LCD Display

ICT12012-30A/TP

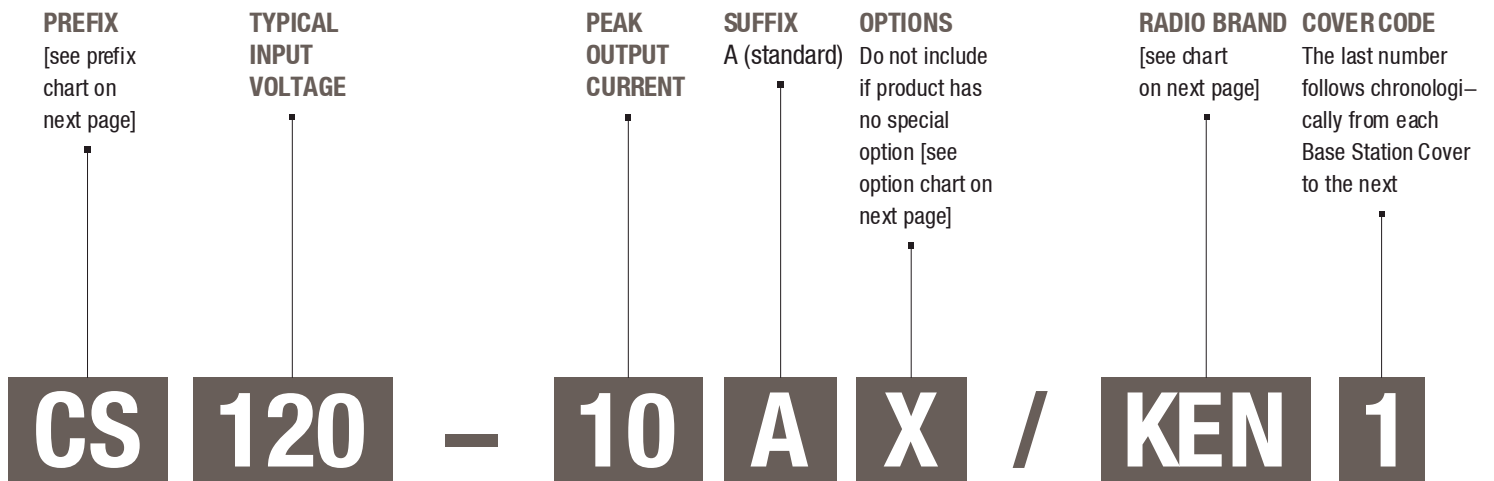
120 VAC or 220 VAC In, 12 VDC Out, 30 Amps Peak, No Special Options, TPL OEM Product



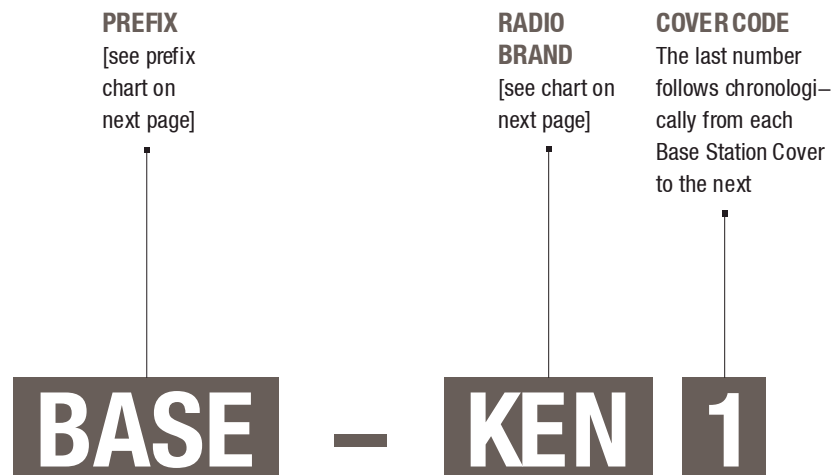
MODEL NUMBERS

ICT MODEL NUMBERS FOR COMPLETE STATIONS AND REPEATERS*

[NOT INCLUDING COMPLETE STATIONS AND BASE STATION COVERS]



ICT MODEL NUMBERS FOR BASE STATION COVERS*



*do not include any spaces between characters in the model number



MODEL NUMBER CHARTS

[COMPLETE STATIONS AND REPEATERS / BASE STATION COVERS]

PREFIX CHART / OPTION CHART / RADIO CHART

PREFIX CHART

PRODUCT TYPE	CODE
BASE STATION COVER	BASE
COMPLETE STATION	CS
REPEATER	RP

OPTION CHART

SPECIAL OPTION	CODE
6.4" (AG) CASE SIZE	G
5.6" (AX) CASE SIZE	X

RADIO CHART

CUSTOMER CODE	CODE
EF JOHNSON	EFJ
ERICSSON	ERC
GE	GEE
ICOM	ICO
KENWOOD	KEN
MAXON	MAX
MIDLAND	MID
MOTOROLA	MOT
STANDARD	STD
TAIT	TAT
TOPAZ3	TOP
UNIDEN	UNI
VERTEX	VTX