

SPECIFICATIONS - STACKABLE

	Config.	Input Voltage Range	Output Voltage	Output Current (Cont.)	Output Current (Peak)	Efficiency (Typical)	Connections	Weight
ICT12-30	● ●	10.5-14.4 VDC	0.2 VDC less than input (typical)	25 Amps @ 40C	30 Amps	95%	10 Gauge Terminated Wire (P/S) 4 Position Terminal Block (Batt/Load)	1.1 lbs.

A - Standard 7.1" Width

AX - 5.6" Width

SPECIFICATIONS - STANDALONE

	Input Voltage Range	Output Voltage	Output Current (Cont.)	Output Current (Peak)	Efficiency (Typical)	Connections	Weight
ICT12-30BM	10.5-14.4 VDC	0.2 VDC less than input (typical)	25 Amps @ 40C	30 Amps	95%	10 Gauge Terminated Wire (P/S) 4 Position Terminal Block (Batt/Load)	1.1 lbs.

ICT BATTERY BACKUP SERIES

The ICT Battery Backup Series delivers uninterruptible power to any 12 volt load when used with a power supply and battery. In the event of a power failure, the load is seamlessly transferred to battery supply. Microprocessor control keeps your battery from being over discharged by disconnecting the load if the battery voltage falls below 10.5 volts. The battery is float charged through a resettable fuse protected circuit that limits the charge current to protect your battery. The advanced design provides zero switchover time ensuring your load will always have the power it requires. The standalone case is great for remote installation, and the standard size cases match up with your existing ICT power supply for desktop or rackmount applications.

These instructions should be read before using the product and it should be saved for future reference.

SETUP

- ▶ Make sure your power supply is off
- ▶ Connect the 12V output of your power supply to the input leads on the battery backup module.
- ▶ Connect your load to the output terminals of the battery backup module.
- ▶ Connect the 12V battery to the input terminals of the battery backup module.
NOTE: Be mindful that after a short turn on delay, the output will be live once the battery is connected.
- ▶ Turn on your power supply. The unit will switch over to AC power, this can be confirmed by an audible click internally.
- ▶ Proper operation can be confirmed by turning off your power supply to observe that the load never loses power.

WARNING

- ▶ CAUTION! This battery backup module is intended for lead acid batteries only.
- ▶ Never charge a frozen battery.
- ▶ Do not block side or bottom vents.
- ▶ Incorrect wiring may result in serious damage to power supply, connected equipment and battery.
- ▶ When making circuit connections, be aware if a battery of greater than 10.5V is connected, the output of the unit will be live.
- ▶ Unit service should be done at ICT factory.



ICT BATTERY BACKUP SERIES

INSTRUCTION MANUAL



CONNECTIONS

Figure 1 The ICT Battery Backup Series, Standalone Module

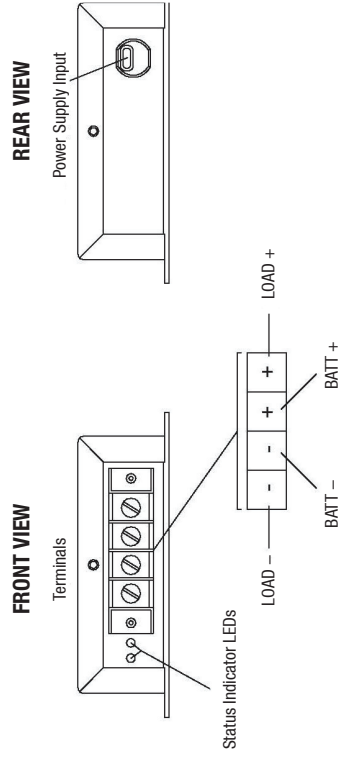


Figure 2 The ICT Battery Backup Series, Stackable Module

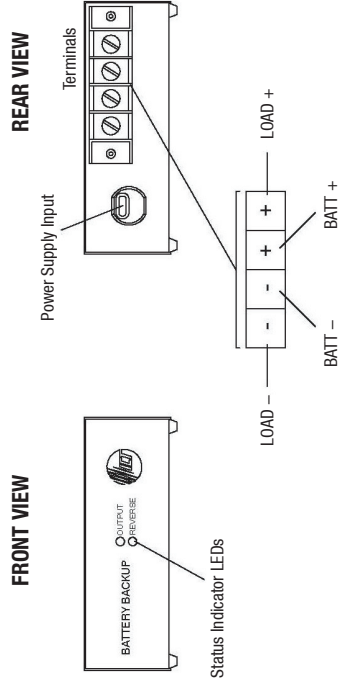
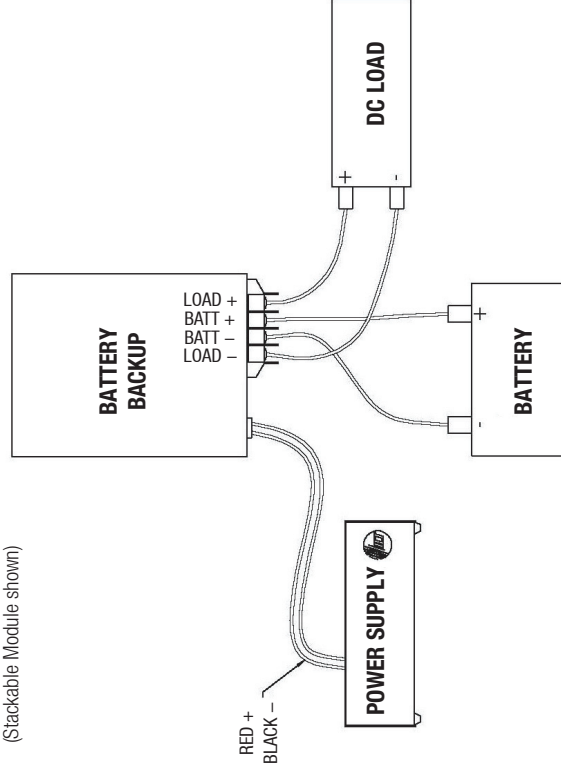


Figure 3 The ICT Battery Backup Series, Wiring Diagram
(Stackable Module shown)



LIMITED WARRANTY

ICT Ltd. warrants to the original consumer purchaser that this product shall be in good working order, free from defects in materials and workmanship, for a period of one (1) year from the date of purchase. Should failure occur during the above stated time period, then ICT will, at its option, repair or replace this product at no additional charge except as set forth below. All parts, whether for repair or replacement, will be furnished on an exchange basis. All exchange pieces become the property of ICT. This limited warranty shall not apply if the ICT product has been damaged by unreasonable use, accident, negligence, disaster, service, or modification by anyone other than the ICT factory.

Limited warranty service is obtained by delivering the product during the above stated one (1) year warranty period to an authorized ICT dealer or ICT factory and providing proof of purchase date. If this product is delivered by mail, you will insure the product or assume risk of loss or damage in transit, and prepay shipping charges to the factory.

Every reasonable effort has been made to ensure that ICT product manuals and promotional materials accurately describe ICT product specifications and capabilities at the time of publication. However, because of ongoing improvements and updating of ICT products, ICT cannot guarantee the accuracy of printed materials after the date of publication and disclaims liability for changes, errors or omissions.

If this ICT product is not in good working order, as outlined in the above warranty, your sole remedy shall be repair or replacement as provided above. In no event will ICT be liable for any damages resulting from the use of or the inability to use the ICT product, even if an ICT employee or an authorized ICT dealer has been advised of the possibility of such damages, or for any claim by any other party.

ICT reserves the right to make changes without further notice to any products or documentation for improvement of reliability, function, or design.

ICT Ltd. does not recommend use of its products in life support applications wherein a failure or malfunction of the product may directly or indirectly threaten life or cause injury. The user of ICT products, which are to be used in life support applications as described above, assumes all risks of such use and indemnifies ICT against all damages.

INNOVATIVE CIRCUIT TECHNOLOGY LTD.

26921 GLOUCESTER WAY LANGLEY, BRITISH COLUMBIA, CANADA V4W 3Y3

T 604.856.6303 F 604.856.6365 www.ict-power.com