

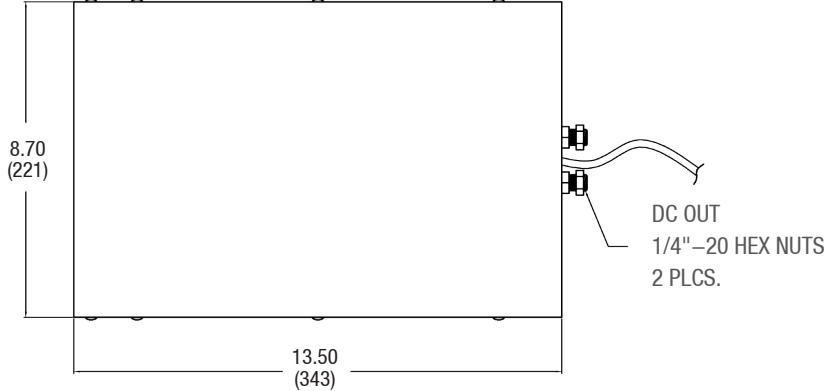
**SPECIFICATIONS**

	Available Configurations				Input Voltage Range	Output Voltage	Output Current (Cont.)	Output Current (Peak)	Current Limiting	Line Regulation	Load Regulation	Output Ripple (Max)	Efficiency (Typical)
	A	AM	AR	ARM									
ICT24012-40A	●	●	●	●	90-270 VAC	13.8 VDC +/- 150 mV	40.0 Amps	40.0 Amps	42.0 Amps	0.10%	0.50%	30 mV RMS	80%
ICT24012-60A	●	●	●	●	90-270 VAC	13.8 VDC +/- 150 mV	60.0 Amps	60.0 Amps	63.0 Amps	0.10%	0.50%	35 mV RMS	80%
ICT24012-80A	●	●	●	●	90-270 VAC	13.8 VDC +/- 150 mV	80.0 Amps	80.0 Amps	84.0 Amps	0.10%	0.50%	35 mV RMS	80%
ICT24012-100A	●	●	●	●	180-270 VAC	13.8 VDC +/- 150 mV	100.0 Amps	100.0 Amps	105.0 Amps	0.10%	0.50%	35 mV RMS	80%
ICT24024-20A	●	●	●	●	90-270 VAC	27.6 VDC +/- 150 mV	20.0 Amps	20.0 Amps	20.5 Amps	0.10%	0.75%	30 mV RMS	80%
ICT24024-30A	●	●	●	●	90-270 VAC	27.6 VDC +/- 150 mV	30.0 Amps	30.0 Amps	31.0 Amps	0.10%	1.00%	35 mV RMS	80%
ICT24024-40A	●	●	●	●	90-270 VAC	27.6 VDC +/- 150 mV	40.0 Amps	40.0 Amps	42.5 Amps	0.10%	0.80%	35 mV RMS	80%
ICT24024-50A	●	●	●	●	180-270 VAC	27.6 VDC +/- 150 mV	50.0 Amps	50.0 Amps	52.5 Amps	0.10%	0.85%	35 mV RMS	80%

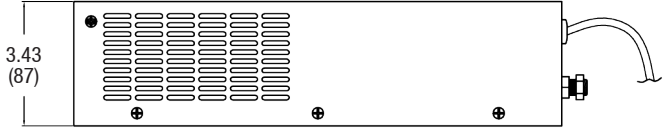
A - Standard      AR - mounted on 19" Rackmount  
 AM - with LCD Meter      ARM - with LCD Meter and Rackmount

**OUTLINE DRAWING**

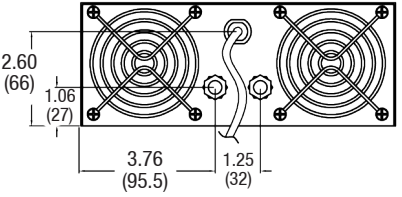
DIMENSIONS IN INCHES (MILLIMETRES)



**TOP VIEW**



**SIDE VIEW**



**REAR VIEW**



**ICT HIGH POWER SERIES**  
 INSTRUCTION MANUAL



## ICT HIGH POWER SERIES

The ICT High Power Series switching power supplies provide continuous, trouble-free power for a variety of applications. In addition to operating at 100% continuous peak power, they are equipped with a diode protected output, power factor correction, internal voltage control and have a wide range, auto-adjusting input voltage of 90–270 VAC at 50–60Hz.

These instructions should be read before using the product and it should be saved for future reference.

## SETUP

- ▶ Connect equipment to positive terminal and negative terminal at rear of the unit.

Note: Keep hook-up leads to the equipment as short as possible to avoid excess radiated noise.

- ▶ Plug power cord into a 90–270 VAC outlet.

Note: To minimize noise, chassis ground prong on line cord must connect to a solid earth ground.

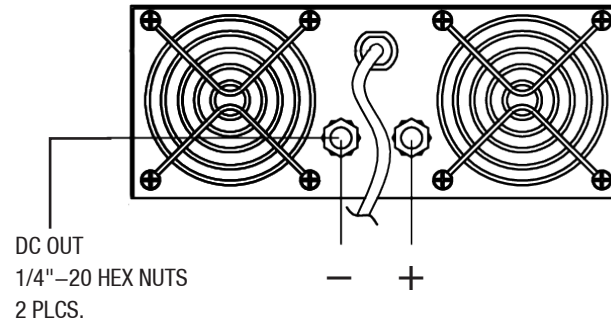
## WARNING

- ▶ Do not block side or bottom vent slots.
- ▶ Do not place unit on or near sources of heat/moisture.
- ▶ Incorrect wiring may result in serious damage to both power supply and equipment wired to power supply.
- ▶ Unit service should be done at ICT factory.

## NOTES

- ▶ These power supplies feature power factor correction to allow a wide input voltage range (90–270 VAC at 50–60Hz), and have a diode protected output which allows for direct battery connection. Multiple power supplies can be hooked together in parallel. Use only power supplies of the same rated current (ie: two 40 Amp power supplies may be paralled.) Voltage output should be synchronized on all parallel units. Please contact Technical support at ICT for application information.
- ▶ Options available include an LCD meter for current or voltage display, and a 19" Rackmount configuration.

## CONNECTIONS



## LIMITED WARRANTY

ICT Ltd. warrants to the original consumer purchaser that this product shall be in good working order, free from defects in materials and workmanship, for a period of one (1) year from the date of purchase. Should failure occur during the above stated time period, then ICT will, at its option, repair or replace this product at no additional charge except as set forth below. All parts, whether for repair or replacement, will be furnished on an exchange basis. All exchange pieces become the property of ICT. This limited warranty shall not apply if the ICT product has been damaged by unreasonable use, accident, negligence, disaster, service, or modification by anyone other than the ICT factory.

Limited warranty service is obtained by delivering the product during the above stated one (1) year warranty period to an authorized ICT dealer or ICT factory and providing proof of purchase date. If this product is delivered by mail, you will insure the product or assume risk of loss or damage in transit, and prepay shipping charges to the factory.

Every reasonable effort has been made to ensure that ICT product manuals and promotional materials accurately describe ICT product specifications and capabilities at the time of publication. However, because of ongoing improvements and updating of ICT products, ICT cannot guarantee the accuracy of printed materials after the date of publication and disclaims liability for changes, errors or omissions.

If this ICT product is not in good working order, as outlined in the above warranty, your sole remedy shall be repair or replacement as provided above. In no event will ICT be liable for any damages resulting from the use of or the inability to use the ICT product, even if an ICT employee or an authorized ICT dealer has been advised of the possibility of such damages, or for any claim by any other party.

ICT reserves the right to make changes without further notice to any products or documentation for improvement of reliability, function, or design.

ICT Ltd. does not recommend use of its products in life support applications wherein a failure or malfunction of the product may directly or indirectly threaten life or cause injury. The user of ICT products, which are to be used in life support applications as described above, assumes all risks of such use and indemnifies ICT against all damages.