



CHARGER SERIES

Three Stage Battery Chargers In 12 and 24VDC Output

When you need intelligent, three stage charging for your communications site batteries, trust the ICT Charger Series. The CSA certified ICT Charger Series is an intelligent microprocessor controlled battery charger that also operates as a DC UPS, designed to quickly and efficiently charge a wide range of 12 or 24VDC lead acid batteries while powering a load. When no AC input voltage is present, the load is seamlessly transferred to the battery for uninterrupted operation of the load. The ICT Charger Series performs a three stage charging process consisting of bulk, top-off and float to quickly restore your battery. The ICT Charger Series comes standard with an LCD meter that allows you to view voltage, current, and charge status.



Performance and Flexibility

The Charger Series utilizes three stage charging to ensure your batteries are maintained in peak condition, and recharge quickly after an AC power outage. Every Charger Series comes standard with a front mounted digital display that shows voltage, current, and charging status. DIP switches allow you to adjust the maximum charging current you want for your batteries. Contacts are provided that can be used for remote monitoring of AC status.

Reliability

The ICT Charger Series has years of reliable operation in the field. The switchmode design with minimal internal wiring connections make for a durable long life.

Protection For Your Battery

Charging current is automatically limited, protecting your battery. An under-voltage lockout ensures your battery will not get over discharged. Periodic refresh recharges the battery every 20 days, keeping the battery in optimum condition. The optional ICT-TSP-10 battery temperature sensor can be used to charge the battery to optimal levels independent of ambient temperatures.

Ease of Installation

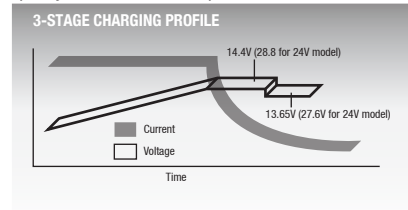
Separate terminals are provided for connections to batteries and to the load, making it easy to wire up. Heavy duty terminal connectors allow you to 'install and forget'. DIP switches allow you to adjust your charging current. Every Charger Series can be installed as a single or dual rackmount system using the optional ICT-RMK1 Rack Mounting Accessory.

MODEL SELECTION GUIDE

AC Input *	12VDC Output	24VDC Output	Power Level
220VAC	ICT22012-12BC		12 Amps
220VAC	ICT22012-20BC		20 Amps
220VAC	ICT22012-30BC		30 Amps
220VAC		ICT22024-5BC	5 Amps
220VAC		ICT22024-10BC	10 Amps
220VAC		ICT22024-15BC	15 Amps

* Pre-set at factory. All models are switch selectable 110/220VAC.

Intelligent three stage charging restores your battery quickly and maintains it in optimal condition.



One or two ICT Charger Series can be mounted on the optional ICT-RMK1 19" rack mounting kit, or one 12 volt Charger Series can be paired with the ICT12-14BPR, a 14.4Ah battery pack on a single RMK1 tray for a fully rack mountable site charging solution.

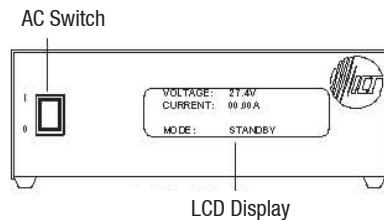


Specifications

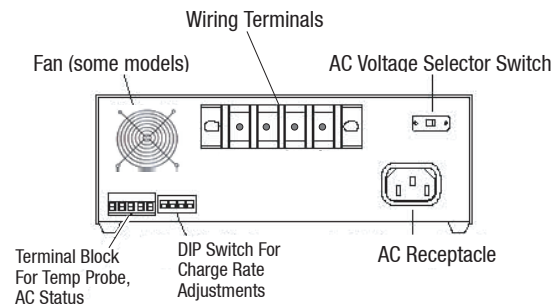
	Model Number	Input Voltage Range	Output Voltage	Output Current (Cont.)	Output Current (Peak)	Current Limiting	Line Regulation	Load Regulation	Output Ripple (Max)	Efficiency (Typical)	Operating Temperature Range	Suggested Battery Sizing	Dimensions (Refer to Table)
12VDC Output	ICT22012-12BC	90-130/ 180-265VAC	12.0-14.4 VDC +/- 150 mV	10 Amps	12 Amps	12.5 Amps	0.2%	0.8%	20mV RMS	82%	-20C to +40C	8-200AH	A
	ICT22012-20BC	90-130/ 180-265VAC	12.0-14.4 VDC +/- 150 mV	17 Amps	20 Amps	20.5 Amps	↓	0.8%	20mV RMS	82%	↓	16-360AH	B
	ICT22012-30BC	90-130/ 180-265VAC	12.0-14.4 VDC +/- 150 mV	25 Amps	30 Amps	31 Amps		0.8%	20mV RMS	80%		24-500AH	B
24VDC Output	ICT22024-5BC	100-130/ 180-265VAC	24.0-28.8 VDC +/- 300 mV	4.5 Amps	5.5 Amps	6 Amps		0.85%	0.85%	25mV RMS		80%	↓
	ICT22024-10BC	100-130/ 180-265VAC	24.0-28.8 VDC +/- 300 mV	8 Amps	10 Amps	10.5 Amps	0.85%	0.85%	25mV RMS	85%	8-180AH	B	
	ICT22024-15BC	100-130/ 180-265VAC	24.0-28.8 VDC +/- 300 mV	13 Amps	15 Amps	16 Amps	0.85%	0.85%	27mV RMS	85%	12-250AH	B	

Product Views (models may vary)

FRONT VIEW



REAR VIEW



Dimensions (outside)

Ref	Length	Width	Height
A	8.83"	7.10"	1.77"
B	8.83"	7.10"	2.44"

Options

ICT-TSP-10	Battery Temperature Sensor
ICT-RMK1	19" 2RU Rack Mount Kit (for one or two Charger Series, or one charger and an ICT12-14BPR battery pack)
ICT12-14BPR	12 VDC, 14.4Ah Battery Pack (must be used with ICT-RMK1)

Connector Functions

Pin	Function	Description
1	AC Fail Common	For AC status alarm connections.
2	AC Fail NC	
3	AC Fail NO	
4	Temp Probe +	For optional ICT-TSP-10 battery temperature sensor.
5	Temp Probe -	